

# Where we come from Where we're going

Human Agency Towards Digital Inclusion:  
Implementing an International Study of Tech Help Networks

March 31, 2019 iConference/Maryland USA

First:

Kate Williams

Yan Hui

Noah Lenstra

Han Shenglong &

Abdul Alkalimat

tell some

intellectual history

to this project...

...and speak briefly  
on five aspects of  
this study

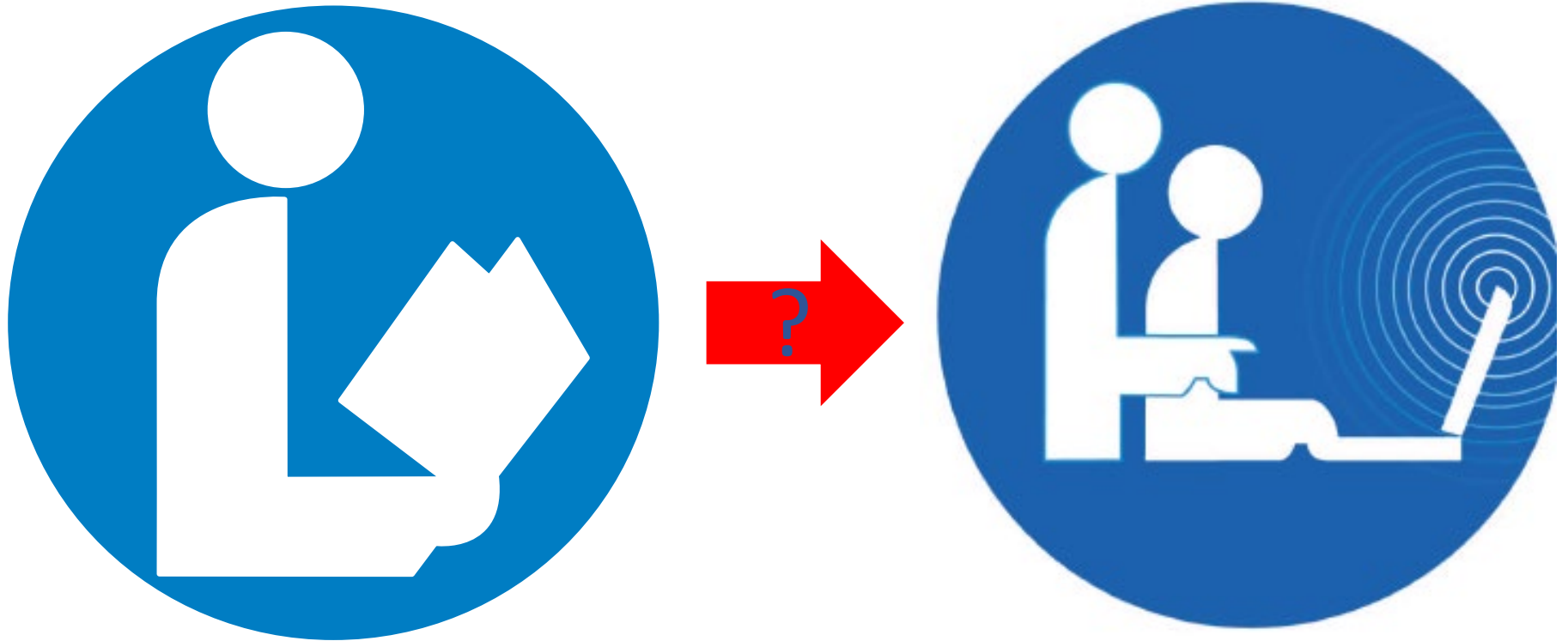
Then we review  
the draft field  
manual page by  
page

Then you spell out  
what role you  
want to play

# Murchison Community Center in Toledo, Ohio

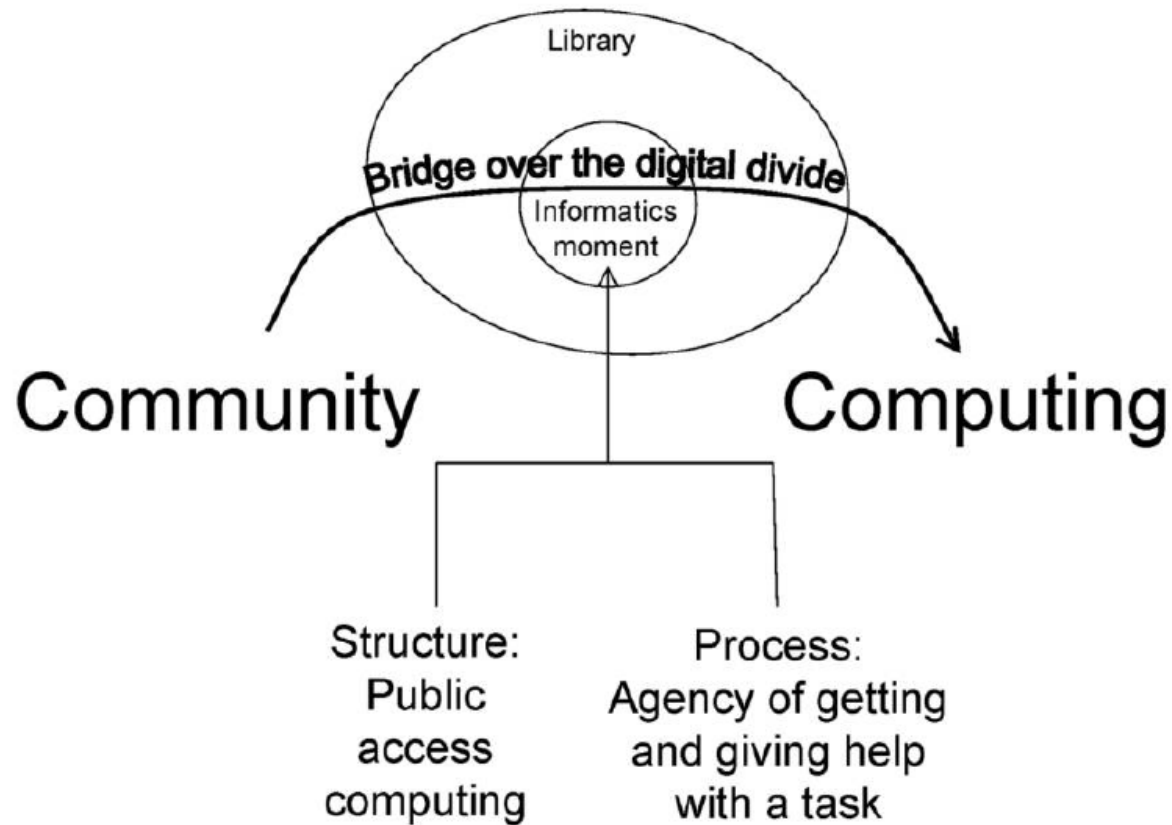


1999: Public libraries became the  
**public computing place** in the US,  
and **began** to invent a new staff role





Their work was sorely needed...  
& was the digital revolution in microcosm



# Informatics Moment

# Training library students for this new reality



# Studying the informatics moment without the burden of grantseeking



US seniors not only get help with IT,  
they also help others

| Have you helped others with tech? |  | Count | %   |
|-----------------------------------|--|-------|-----|
| Yes                               | “If there is something we know, then we are glad to be able to share that knowledge” | 25    | 33% |
| No                                |  | 51    | 67% |

What about other people?

# Method

1. We find interested colleagues (you)
2. Use a field manual to coordinate our work
3. We each recruit a site for access to people
4. Assign our students to give tech help and do interviews
5. We contextualize student data with descriptions of our sites and our countries
6. We share our data and publish




Scan my QR  
Join my network  
欢迎进入我的网络



**Dr. Hui Yan**

Associate Professor from Renmin University of China





# Global measurements of ICT

|            | US | China | ITU | OECD |
|------------|----|-------|-----|------|
| Uses       | ✓  | ✓     | ✓   | ✓    |
| Connecting | ✓  | ✓     | ✓   | ✓    |
| Places     | ✓  | ✓     | ✓   | ✓    |
| Ownership  | ✓  |       | ✓   |      |
| Attitude   | ✓  | ✓     |     |      |
| Devices    | ✓  | ✓     | ✓   | ✓    |
| Frequency  | ✓  | ✓     |     | ✓    |
| Identity   |    | ✓     | ✓   |      |
| Discourse  |    | ✓     |     |      |

# Field studies



**Jan. 19-25, 2019**

新疆伊宁

Yining, Xinjiang

**Jan. 4-12, 2012**

天祝藏族自治县

Tian Zhu, Gansu

**Aug. 22-28, 2013**

重庆一品镇

Yipin, Chongqing

**Jan. 1.22-2.3, 2013**

**Jul. 23-27, 2016**

贵州安顺和贵阳

Anshun & Guiyang, Guizhou

**Oct. 28, 2009**

北京房山沿村

Yancun, Beijing

**Jul. 9-13, 2012**

天津静海蔡公庄

Jinghai, Tianjin

**Aug. 5-14, 2012**

安徽东至县

Dongzhi, Anhui

**May. 12-27, 2012**

湖南湘西土家族苗

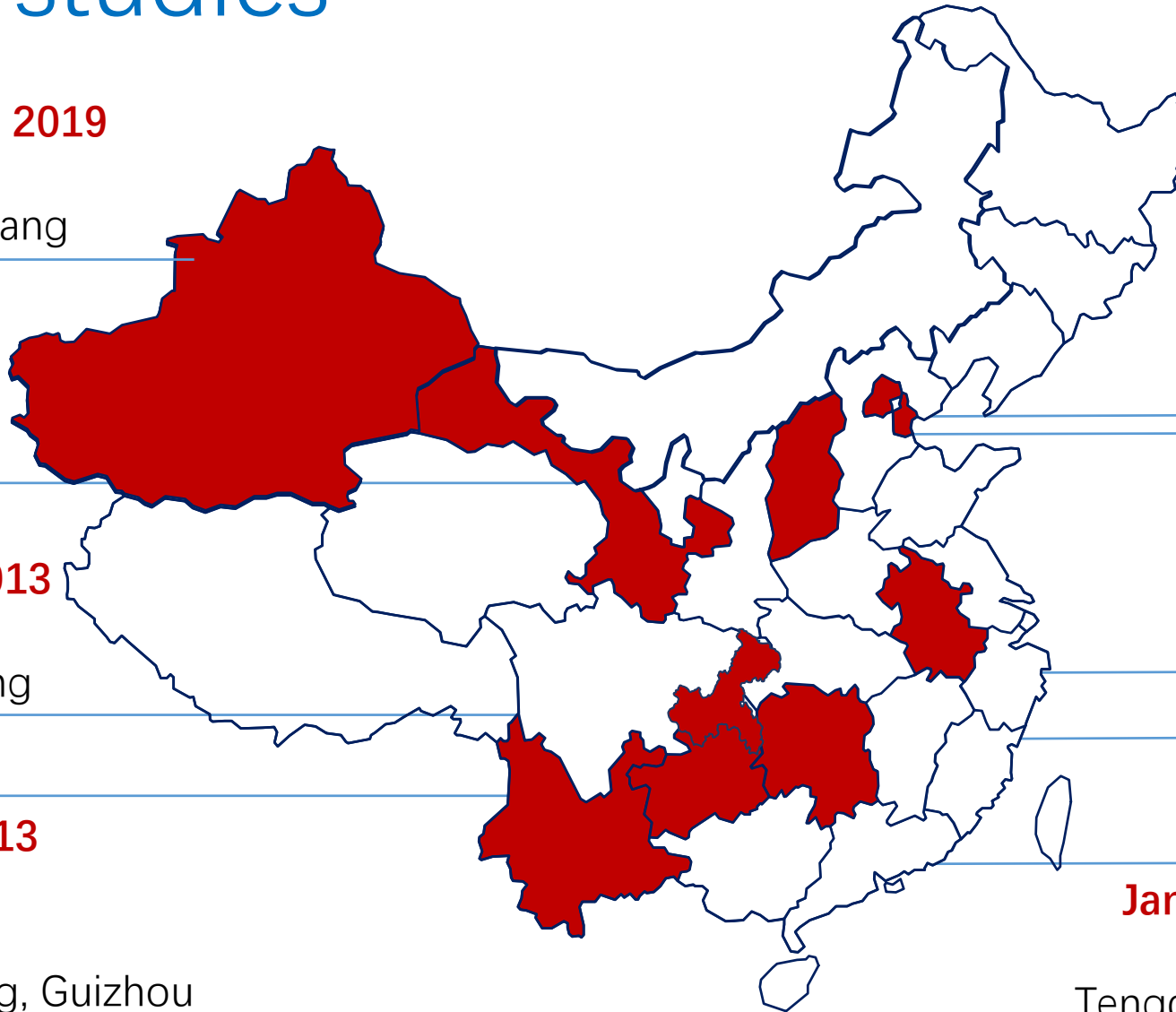
族自治州里耶

Liye, Hunan

**Jan. 18-24, 2018**

云南腾冲

Tengchong, Yunnan



# Tianzhu, Gansu

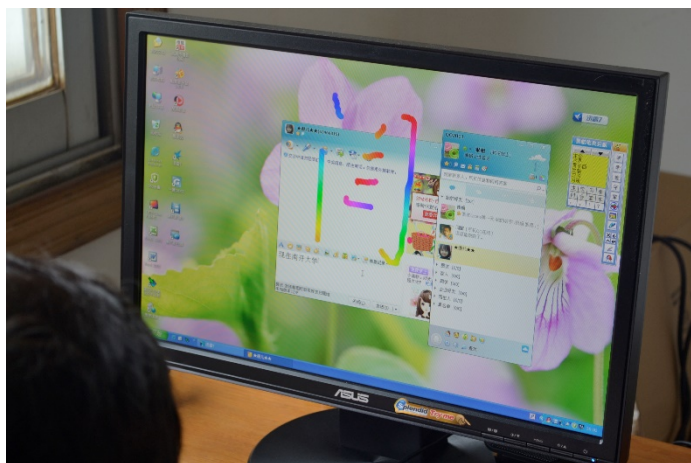




# Jinghai, Tianjin




# Dongzhi, Anhui





# Yipin, Chongqing



# Dingshu, Guizhou

2013

2016





# Tengchong, Yunnan





# Yining, Xinjiang



# Individual cases on map





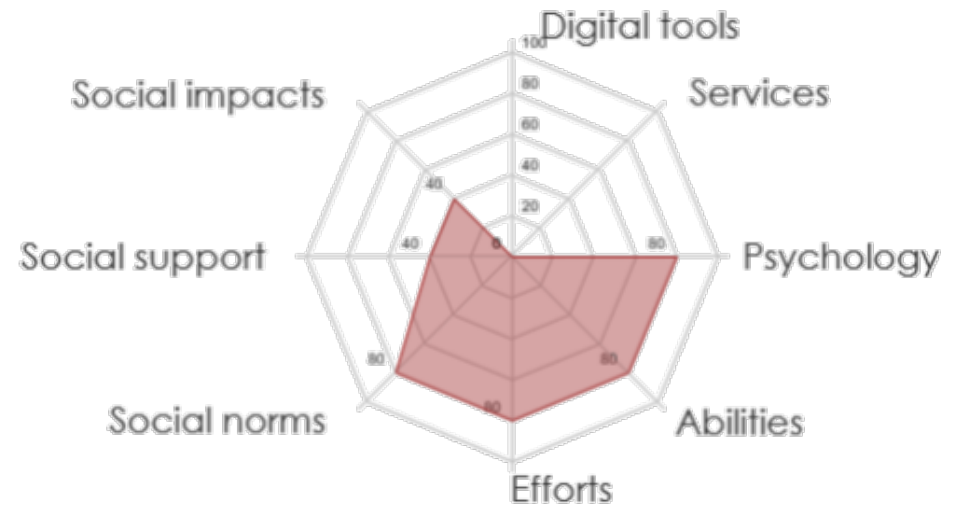
# Digital poverty: Definition

A multi-dimensional phenomena and status of individuals in digitalization.



# Type I: The physically poor

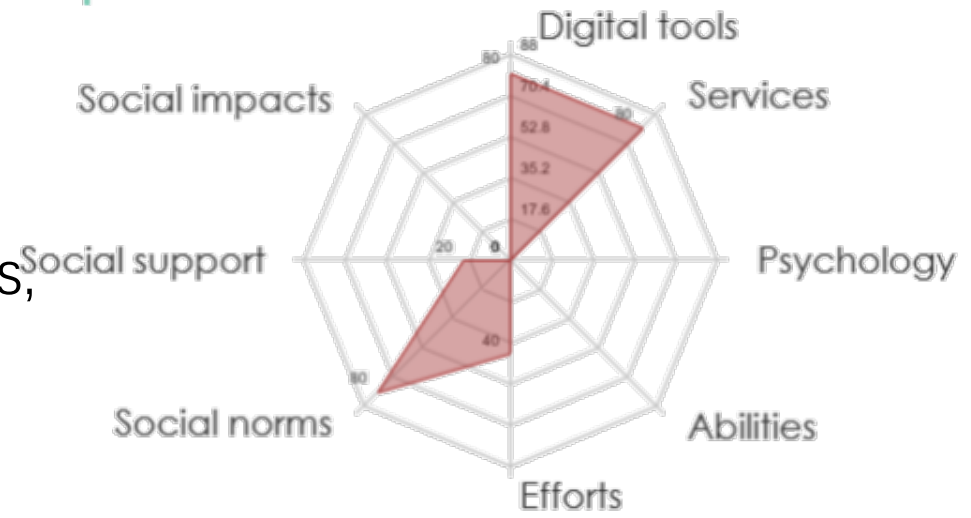
- Key features
  - No digital tool ownership or access.
  - No connecting service.
  - Fair social support, psychological preparations.
  - Few efforts.
  - Modest abilities.
  - Seldom impacts on real life.
- Case: Hongda Village, Gansu
  - Scrapbook couple





# Type II: The digitally illiterate

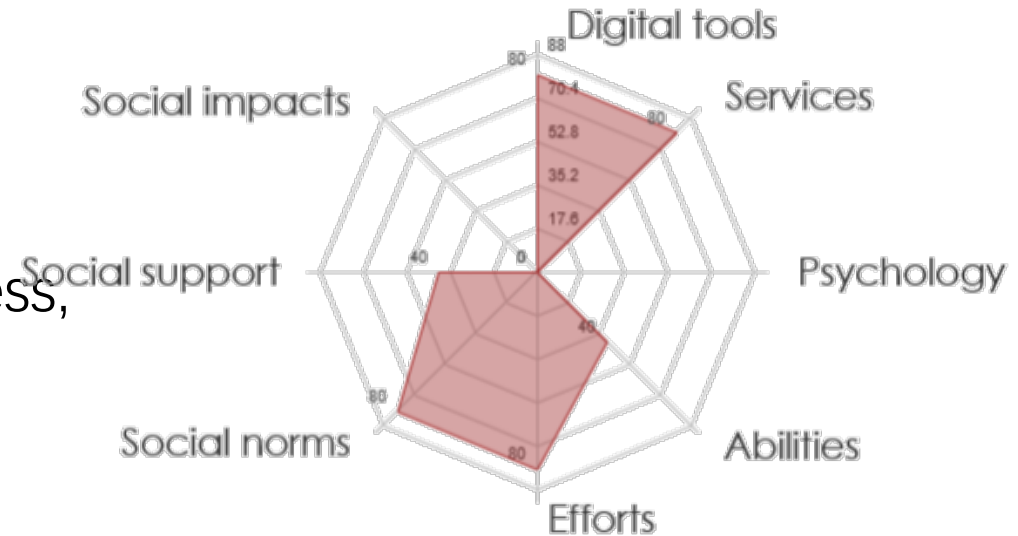
- Key features
  - No psychological preparation.
  - No ability/literacy
  - Fair digital tool ownership or access, connecting service.
  - Few social support.
  - Low efforts.
  - No impact on real life.
- Case: Mifeng Village, Anhui
  - The retired accountant, Mr Wu, whose son and grandson are digital experts.





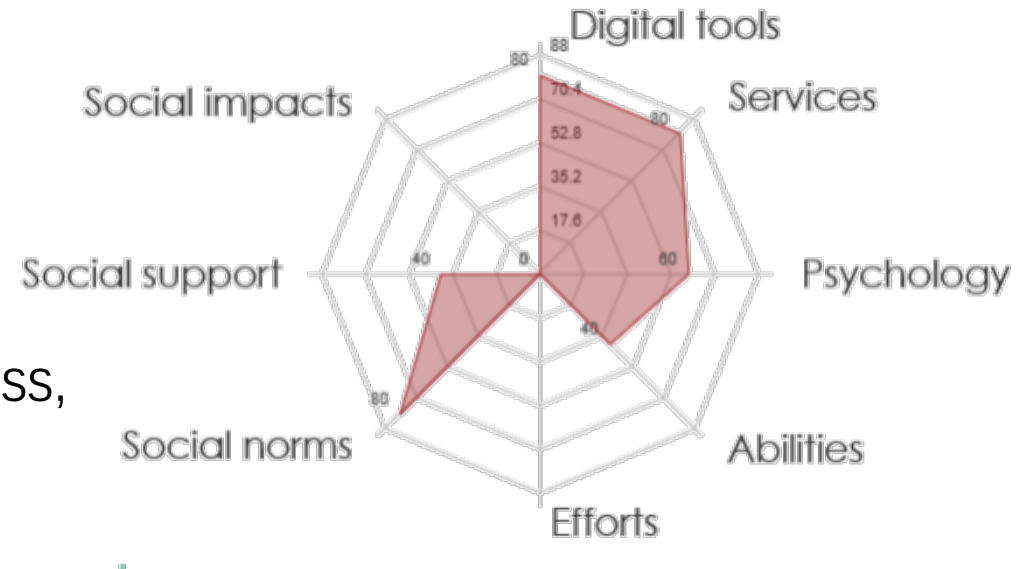
# Type III: The psychologically vulnerable

- Key features
  - No psychological preparation.
  - Some degree of skills
  - Fair digital tool ownership or access, connecting service.
  - Limited social support.
  - Many efforts.
  - No impact on real life.
- Case: Liye Town, Hunan
  - The 75-years-old senior who described himself as a falling tree.



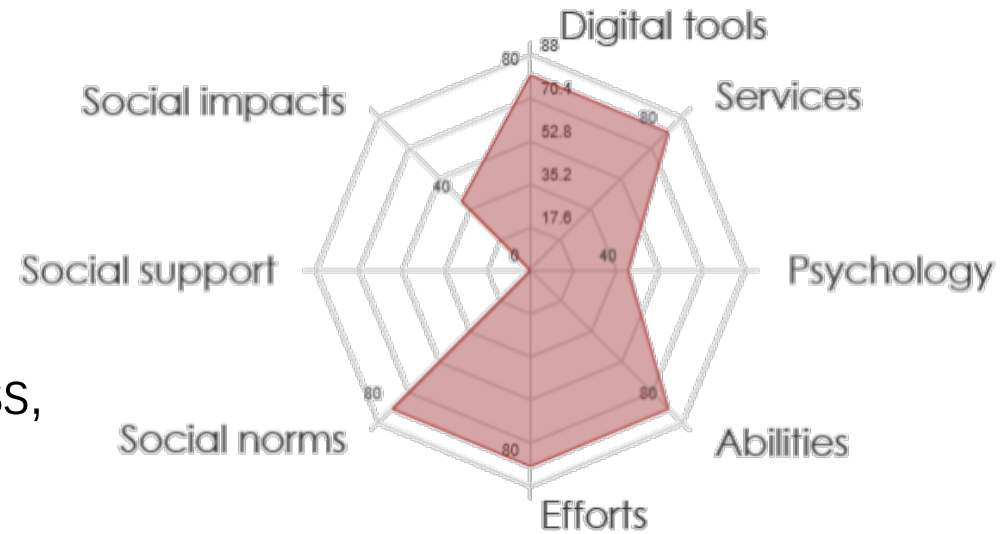
# Type IV: The digitally idle

- Key features
  - No digital effort.
  - Few psychological preparations.
  - Limited skills and social support.
  - Fair digital tool ownership or access, connecting service.
  - No impact on real life.
- Case: Tuhe Village, Tianjin
  - The middle-aged lady, who is a mahjong fan, hated the running mouse on the computer screen and was interrupted by the boring activities.



# Type V: The socially lonely

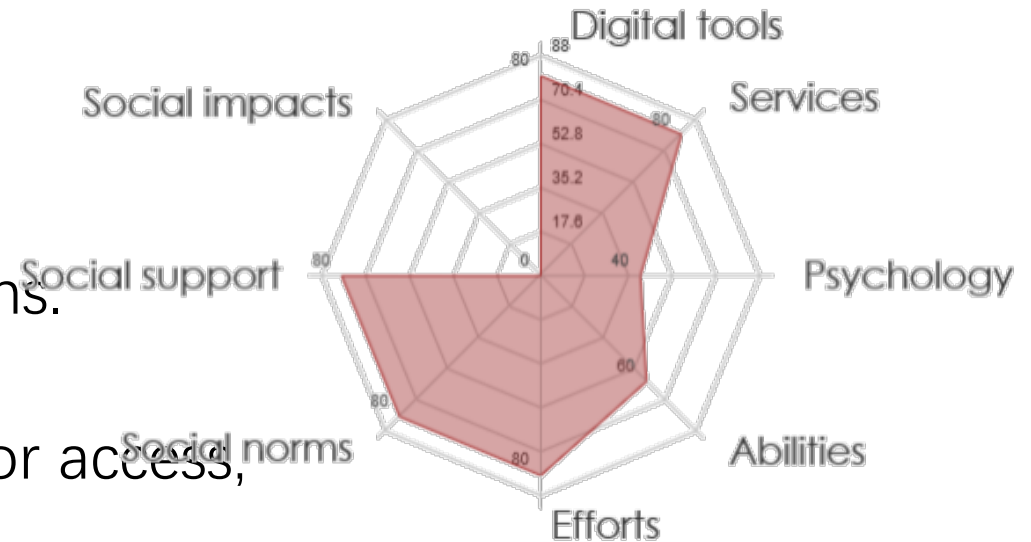
- Key features
  - No social support.
  - Some psychological preparations.
  - Modest skills.
  - Fair digital tool ownership or access, connecting service.
  - Few impacts on real life.
- Case: Yipin Town, Chongqing
  - The young guy living in city compared himself with those who grew up in villages and their challenges confronting with computers.





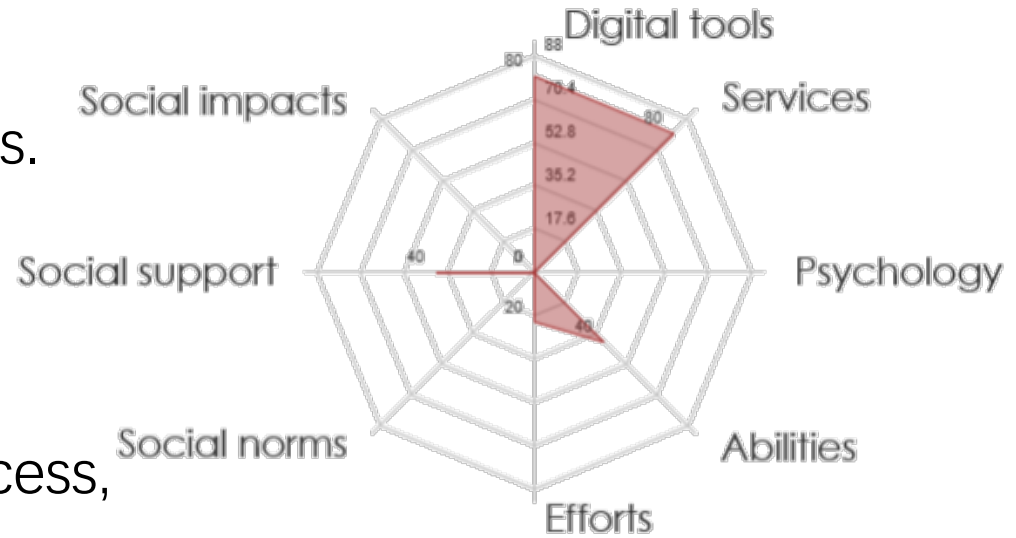
# Type VI: Vain seekers

- Key features
  - No impact on real life.
  - Lots of digital efforts.
  - Some psychological preparations.
  - Strong skills and social support.
  - Enough digital tool ownership or access, connecting service.
- Case: Waijiao Village, Guizhou



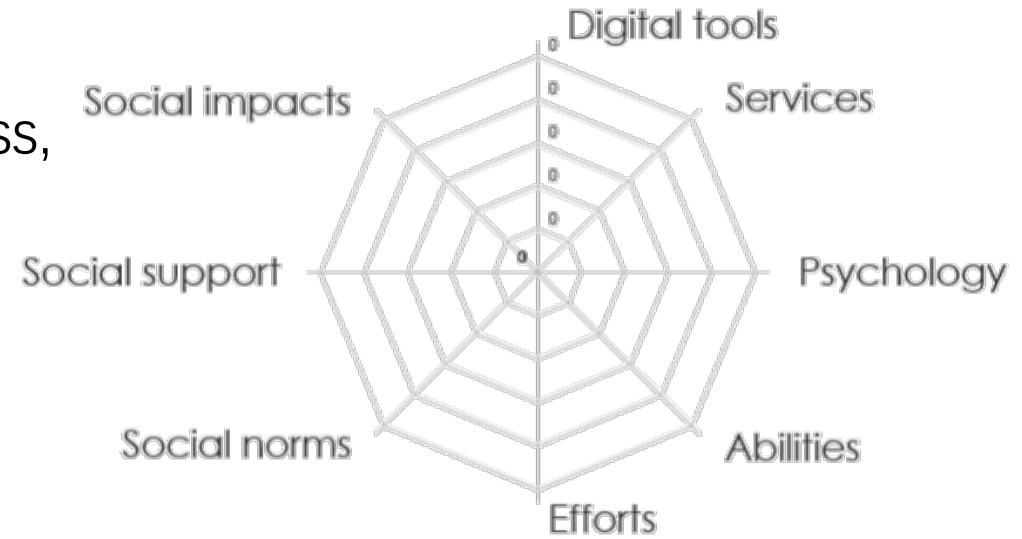
# Type VII: Digital resister

- Key features
  - Strictly constrained by social norms.
  - Seldom digital efforts.
  - No psychological preparation.
  - Low skills and social support.
  - Some digital tool ownership or access, connecting service.
- Case: Tuhe Village, Tianjin
  - The middle-aged mother, who complained that “Some (online) chats lead to the break of marriage”, refused to learn social media software.



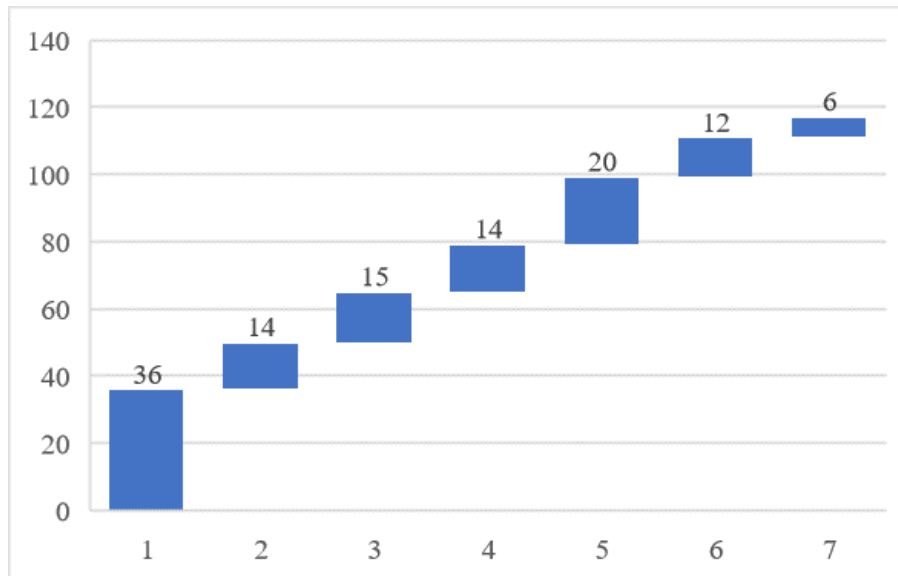
# Type VIII: The digitally extremely poor

- Key features
  - No digital tool ownership or access, connecting service.
  - No psychological preparation.
  - No digital ability.
  - No digital effort.
  - No positive norm.
  - No social support.
  - No impact on real life.
- Case: Dingshu, Guizhou



# Frequency of types and composite types

| Type      | physical | vulnerable | illiterate | idle | lonely | resistant | vain | extre. poor |
|-----------|----------|------------|------------|------|--------|-----------|------|-------------|
| Frequency | 27       | 38         | 71         | 58   | 39     | 36        | 70   | 6           |





| Quantity | Composite types of digital poverty  |
|----------|---|
| 7        | The digital extremely poor (6 persons)  |
| 6        | Physical + vulnerable + illiterate + idle + lonely + vain = the nonresistant digital extremely poor (5 persons)<br>Physical + vulnerable + illiterate + lonely + vain + resistant = the digital extremely poor without idleness (1 person)<br>Physical + illiterate + idle + lonely + vain + resistant = the invulnerable digital extremely poor (2 persons)<br>Vulnerable + illiterate + idle + lonely + vain + resistant = the digital extremely poor with tools (4 persons)  |
| 5        | Physical + vulnerable + illiterate + idle + vain = the nonresistant and unlonely digital poor (3 persons)<br>Physical + illiterate + idle + lonely + vain = the invulnerable and nonresistant digital poor (8 persons)<br>Vulnerable + illiterate + idle + lonely + vain = the nonresistant digital poor with tools (4 persons)<br>Vulnerable + illiterate + idle + resistant + vain = the unlonely digital poor with tools (1 person)<br>Illiterate + idle + resistant + lonely + vain = the invulnerable digital poor with tools (4 persons)  |
| 4        | Physical + illiterate + lonely + vain = the invulnerable, unlonely and nonresistant digital poor (1 person)<br>Vulnerable + illiterate + idle + lonely = the nonresistant digital poor with tools and not in vain (1 person)<br>Vulnerable + illiterate + idle + vain = the unlonely and nonresistant digital poor with tools (5 persons)<br>Vulnerable + illiterate + resistant + vain = the unlonely digital poor with tools and without idleness (1 person)<br>Illiterate + idle + resistant + lonely = the invulnerable and influentially digital poor with tools (1 person)<br>Illiterate + idle + lonely + vain = the invulnerable and nonresistant digital poor with tools (3 persons)<br>Illiterate + lonely + resistant + vain = the invulnerable digital poor with tools and without idleness (2 persons) |
| 3        | Physical + illiterate + idle (1 person)<br>Vulnerable + illiterate + lonely (3 persons)<br>Vulnerable + illiterate + vain (2 persons)<br>Illiterate + idle + lonely (1 person)<br>Illiterate + idle + vain (4 persons)<br>Illiterate + lonely + resistant (1 person)<br>Illiterate + lonely + vain (2 persons)<br>Illiterate + resistant + vain (1 person)  |
| 2        | Vulnerable + illiterate (1 person), Illiterate + idle (1 person),<br>Illiterate + vain (2 persons), Idle + lonely (3 persons)<br>Lonely + resistant (4 persons) + Lonely + vain (3 persons)   |
| 1        | Vulnerable (1 person), Illiterate (1 person), lonely (20 persons),<br>Resistant (8 persons), Vain (6 persons)   |

Human agency towards digital inclusion:  
Implementing an international study of tech help networks

# Conceptualization

1. **Research question:** How do people access and provide help with digital technology?
2. **Independent variable:** People
3. **Dependent variable:** The informatics moment

Human agency towards digital inclusion:  
Implementing an international study of tech help networks

# Conceptualization

## People

1. Country: Profile of economics, digital divide measures, digital divide policies [from national survey data, census data, OECD data, and researcher's knowledge of policies; one profile per country]
2. Setting: social, economic, and demographic profile of local community and organization granting us access [One profile per locale]

Human agency towards digital inclusion:  
Implementing an international study of tech help networks

# Conceptualization

## People

3. Demographics: CLASS/SES i.e. work/retired/in school, occupation, income, education attained, AGE by decade, GENDER m/f, ETHNICITY, HOUSEHOLD i.e. solitary, partner, children, group home, LOCALE i.e. urban/rural
4. Informatics lifecourse: Individual's history with digital technologies: start-up, distinct phases of use, purpose(s) of use?
5. Ownership and use of digital technologies?
6. Places of use: home, work, school, other (specify)?



Human agency towards digital inclusion:  
Implementing an international study of tech help networks

# Conceptualization

## Informatics moment:

1. Who helps you: demographics, nature of connection to them, why them?
2. Who do you help: demographics, nature of connection to them, why them?
3. Stories of informatics moments you have experienced
4. Enough help/not enough help?

Human agency towards digital inclusion:  
Implementing an international study of tech help networks

# Conceptualization

## Sample:

- Convenience sample. Sample size determined by class size. Two interviews per researcher, done in pairs by on campus students, solo by distance students. Odd number of students in class can do interview in triplet or solo.



# Community Informatics in an Aging Society

Dr. Noah Lenstra, Assistant Professor of Library and Information Studies

NoahLenstra.com / @NoahLenstra



UNC  
**GREENSBORO**  
Department of Library  
and Information Studies

# U.S. and World Population Aging

| Percent of humanity that is...                        | in 1965 | in 2015 | in 2050    | in 2100 |
|---|---------|---------|------------|---------|
| ...age 0-14   | 38%     | 26%     | <b>21%</b> | 18%     |
| ...age 60 or more                                     | 8%      | 12%     | <b>21%</b> | 28%     |
| <b>World population aging.</b> (United Nations, 2013) |         |         |            |         |

| Percent of United States that is...                      | in 1960 | in 2010 | in 2050    | in 2100 |
|--|---------|---------|------------|---------|
| ...age 0-18  | 36%     | 24%     | <b>23%</b> | 22%     |
| ...age 65 or more  | 10%     | 13%     | <b>21%</b> | 26%     |
| <b>U.S. population aging.</b> (U.S. Census Bureau, 2010) |         |         |            |         |



# Starting Point: Older adults contribute to communities

Photographs Uploaded by "Facebook Archivist," Dec. 2009-Feb. 2010

| Type of Album   | # of images | % of images |
|-----------------|-------------|-------------|
| Events          | 3608        | 42%         |
| Personal/Family | 1587        | 18%         |
| Funerals        | 1239        | 14%         |
| Church          | 1181        | 14%         |
| People          | 904         | 11%         |
| History         | 72          | 1%          |
| <b>TOTAL</b>    | <b>8591</b> | <b>100%</b> |

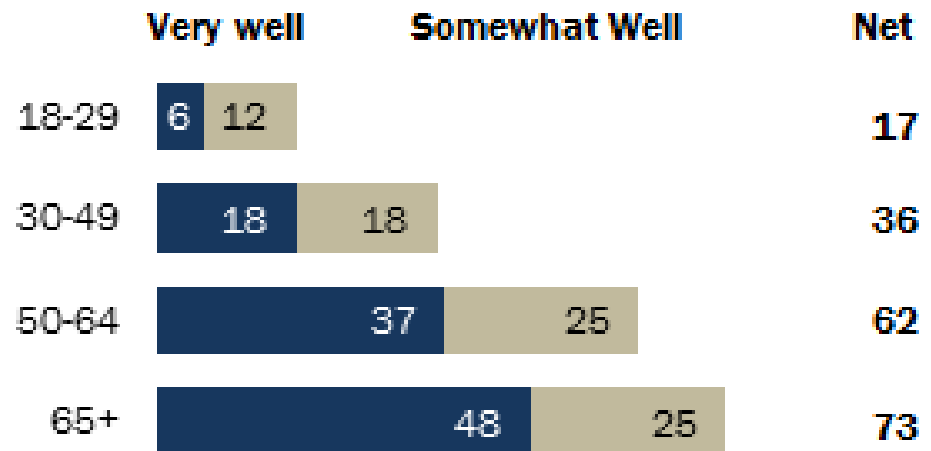


And with  
support they  
could do  
even more

---

## Most seniors say they need help using new electronic devices

*% of U.S. adults who say the statement, 'When I get a new electronic device, I usually need someone else to set it up or show me how to use it,' describes them very or somewhat well, by age*



Note: NET category calculated prior to rounding.

Source: Survey conducted Oct. 13- Nov. 15, 2015.

"Tech Adoption Climbs Among Older Adults"

PEW RESEARCH CENTER

---



## Legacy of Katherine Dunham in East St. Louis, Illinois

---



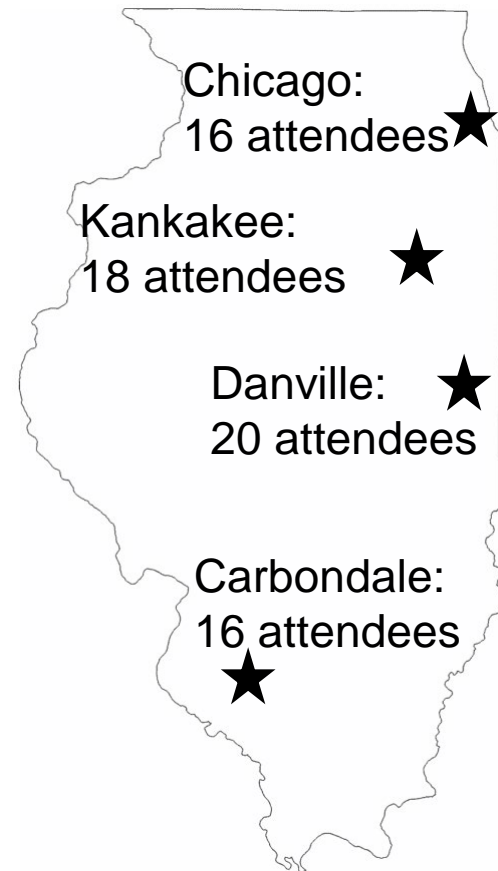

# Studying Intergenerational Digital Heritage with eBlackCU.net

2010





# Confirming and extending trends across state of Illinois (and moving more into public libraries)




# Studying digital literacy of older adults in libraries and senior centers



2014-  
2015

# Foregrounding agency of older adults

|                        | Institution started | Public Wi-Fi / Computers appeared | % African-American |
|------------------------|---------------------|-----------------------------------|--------------------|
| Senior Center 1 (SC1)  | <b>1976</b>         | 2014                              | 8%                 |
| Senior Center 2 (SC2)  | <b>1978</b>         | 2010                              | 13%                |
| Senior Center 3 (SC3)  | <b>1978</b>         | 1997                              | <b>90%</b>         |
| Public Library 1 (PL1) | <b>1970</b>         | 1994                              | <b>95%</b>         |
| Public Library 2 (PL2) | 1876                | 1988                              | 28%                |
| Public Library 3 (PL3) | 1874                | 1984                              | 33%                |



ca. 1972



# Digital Learning becomes an essential dimension of public librarianship

## What Is Project Outcome?

We help public libraries understand and share the true impact of their services and programs with simple surveys and an easy-to-use process to measure and analyze outcomes. Project Outcome is a free toolkit offering libraries access to training, data analytics, and standardized surveys that measure outcomes in **seven key library service areas**:

### Service Areas



#### **Civic/Community Engagement**

Services to inform, enrich, preserve, and promote community engagement, ranging from government issues to recreational activities. Examples include: Cultural Activities, Government Services, or Civic Engagement services and programs.



#### **Digital Learning**

Services to access technology, build technology-related skills and confidence, and make beneficial use of digital resources and services to meet patron needs. Examples include: Technology Usage Skills, Internet Education, or Computer Education services and programs.

**2018**



**Pelham Bay Library** @PelhamLibrary

#Bronx #seniors : remember @PelhamLibrary offers "Stay Well", an exercise class geared for adults 55+, every Tuesday @ 10:30 am! Brought to you by @NYCSeniors #wellness

# From Movies to Meals: Senior Services and Spaces at Your Local Library

## Class Details

Libraries often are the de facto senior centers of our growing - and aging - communities. The Marion Public Library embraces this role through program design, community feedback, and strategic partnerships. In addition to "traditional" library programming, the library works to meet the nutritional and social needs of seniors through twice-weekly congregate meals as well as a monthly mobile food pantry visit.

**Current work  
- Technology  
in context,  
or the library  
as  
community  
center**



# Collecting Data – Procedures for Classes

## **Instructors and students are the researchers:**

- 1) Identify field site where people welcome tech help
- 2) Schedule tech help sessions linked to interviews
- 3) Work in pairs to give tech help  
and then do 20-30 min interview
- 4) Complete consent form with study participant
- 5) One person interview, the other enter answers  
verbatim into spreadsheet  
[or done alone in the case of online students]
- 6) Partners send spreadsheets to organizers

# Questionnaire

## **People**

Who are you, where are you, what technology do you own/have access to, where do you use it, how have you used it over time (informatics lifecourse)?

## **Informatics moments**

Who helps you with technology, who do you help, share a story of technology help, do you have enough help?

# Data Collection goals

## Convenience Samples

Sample size determined by class size.

Two interviews per researcher, done in pairs by on campus students, solo by distance students.

Odd number of students in class can do interview in triplet or solo.

**Could also be extended up or down** – could do more interviews per class or could become a larger independent study led by one or more students, including PhD students

# Visiting UIUC

2008.7-2009.6

- Met with Kate
- Visited 47 states, mostly drove by myself, nearly 25,000 miles
- Road trips in the US make it easier for me to lead the field study

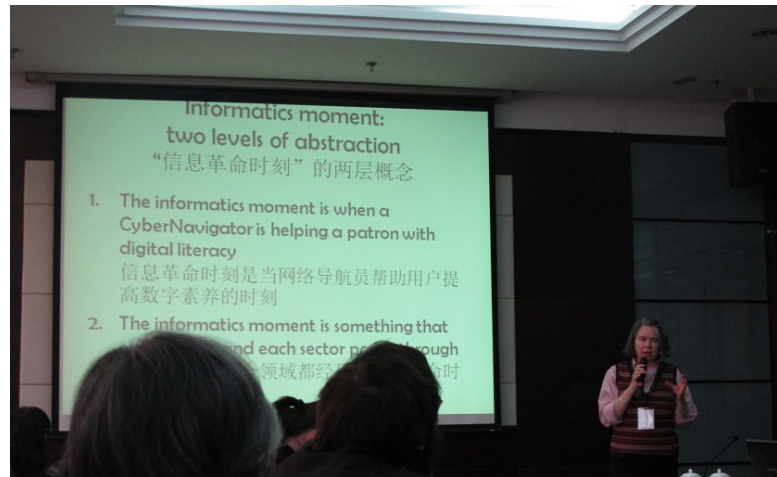


# COINFO'10

## Beijing, CI seminar

2010.11.27-29

- Met with Kate's team
- Presented my 5-year experience as an online game player, based on participant observation





# First CI Summer School at Peking University

## 2011 Summer

- Sponsored by PKU Graduate School, organized by me.
- Taught by Professor Abdul Alkalimat, Professor Kate Williams, Professor Hui Yan.
- 38 students from 15 institutions in China. They are mostly graduate students and doctoral students, and a small number of senior undergraduate students and young scholars.
- Kate Williams, Abdul Alkalimat, Han Shenglong, and Hui Yan, editors. "Seeking Truth From Facts: Studies in Community Informatics." Proceedings of the First Community Informatics Summer School in China. Beijing: Peking University Department of Information Management. 2011. 339 pages.





# 2011 COMMUNITY INFORMATICS SUMMER SCHOOL @ PKU

2011.7.27 BEIJING





# “Our future plans” in summer 2011

“This book and the archive of all our work is the basis for summation, analysis, and sharing. **The summer school is part of a process that must continue. We need community informatics to become a global movement to overcome the digital divide in every country, every community, every neighborhood where people are having a difficult time getting online, getting the information they need, and in providing information that in sum we all need if the world is to progress and become a desirable place for all of us to live in and prosper. ”**

– Kate Williams and Abdul Alkalimat



# Joined Yan's field study in northwest China

2012.1

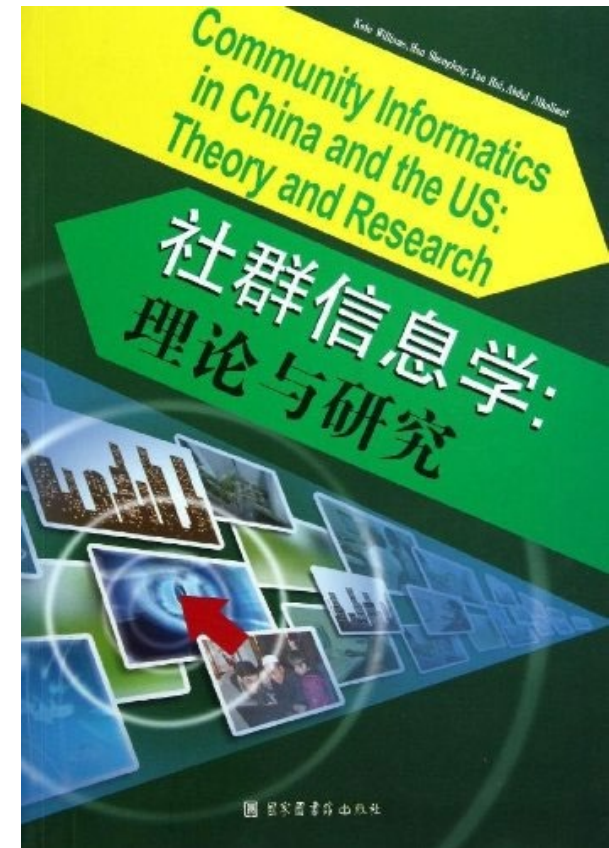
- Tianzhu County, Gansu Province
- My first experience in the field



# Second CI Summer School and a textbook

## 2012 Summer

- 66 students from 18 institutions in China.
- Kate Williams, Abdul Alkalimat, Han Shenglong, and Hui Yan, editors. "Seeking Truth From Facts: Studies in Community Informatics." Proceedings of the Second Community Informatics Summer School in China. Beijing: Peking University Department of Information Management. 2012. 346 pages.
- Textbook "Community Informatics in China and the US: Theory and Research" published by National Library Press in China







# First CI seminar in China at PKU

2017 Fall

- Sponsored by Department of Information Management@PKU
- Scholars and students from 8 China Universities participated, discussed on the development of CI in China
- Kate and Abdul attended via Skype, and Kate gave a 15-minute talk



# My research

2012.5-2018.7

- The digital divide between China's urban and rural areas and its impact on urbanization process
- Sponsored by national fund for social sciences
- Finding: The shrinking of digital divide between urban and rural China doesn't necessarily boost the urbanization process. In some cases, we found evidence showing that people are moving or planning to move from city to country, which is, deurbanization.

2018.8 - now

- Poverty alleviation through E-commerce: will it work? and how?
- Initiated by a group of students in my class
- We've investigated five villages and the preliminary finding is that it is very hard for rural residents to be just empowered with ICT to get rid of poverty though E-commerce, they also need to be organized or helped by organizations from both public and private sectors.



# Policies on the data set

## Data submission

- Research partners use the field instruments (spread sheet template) provided by the organizers to collect data in the field, and submit the clean data in a month. The data should include the spread sheets, and recordings, photos, and transcribed and translated text if available. The data will then be uploaded onto the ftp space.

# Policies on the data set

## Data usage

1. The partners can

- Use the data produced by themselves freely.
- Use the data produced by others through application.

2. Non-partners can

- Use the data through application and authorization.

3. All related publications should cite the data set as “**GLOBAL TECH HELP NETWORKS data set**”.

# DOCUMENTATION STANDARDS for the project

## **Name structure of each research data file**

- Structure: abbreviation of partner's name + 4-digit serial number + 8-digit date
- Example: HSL-0001-20190910.xlsx stands for the first data file done by Shenglong's team on September 10, 2019
- Note: there is a folder for each research data file to hold related audio/visual/text information if available

# DOCUMENTATION STANDARDS for the project

## **Name structure of each index file**

- Structure: abbreviation of partner's name + "INDEX"
- Example: HSL-INDEX.xlsx stands for the index file of Shenglong's data files



# DOCUMENTATION STANDARDS for the project

## Record structure of the index file

| Filed name   | Meaning   |
|--------------|---|
| No.          | Serial number   |
| Filename     | name of each research data file                               |
| Interviewer  | name of the interviewer                                       |
| Interviewee  | name of the interviewee                                       |
| Recorder     | name of the audio recorder                                    |
| Photographer | name of the visual recorder                                   |
| Transcriptor | name of the audio-text transcriptor                           |
| Translator   | name of the translator (if translation happens)               |
| Location     | location of the interview                                     |
| Date         | date of the interview   |
| Start-time   | starting time of the interview                                |
| End-time     | ending time of the interview                                  |
| Note         | anything else related to the interview that needs to be filed |